

User Manual


maxel
Redefining Kitchens

CONVENTIONAL



Dear Customer,

Thank you for choosing our product. We are glad to welcome you to the Maxel family.


At Maxel, we make products with precision and utmost quality, ensuring that our customers derive complete value for their money. More than making our job effortless, we are delighted that we are assisting you in making the tastiest and healthiest foods every day!

One-time Instructions:


For the first two times, kindly discard the rice ground. Start using the batter only from the third usage.

Sequence of operation:


1. Initially, clean the drum unit along with roller stone assembly by water. Loosen the bolt in clamp, tight the chain to the required tension also check the the roller stone surface is fully touching the base stone one side surface and then tighten the bolt.
2. Plug in the wire chord in to socket of appropriate voltage and turn the grinder on using the switch provided.
3. Now feed the soaked grains (to be soaked for at least 4 hours) gradually with adequate water. It is recommended to use our measurement cup to measure the amount of rice to be ground.

4. Water can be added as and when required to obtain the required consistency in batter.
 5. After attaining the batter of required consistency, switch off the grinder, lift the roller stone and keep it in holder. Now collect the batter completely.
 6. Clean the drum and roller stones immediately for an easy and effortless process. If not, please add water up to half the drum's height and soak the same, until you find time to clean it.
 7. Wipe the product with dry cloth after each grind.
- 


Do's:

1. Please read all the instructions in this manual before using the product.
 2. Always keep the grinder clean and dry when not in use.
 3. Lift the grinder only by holding its base.
 4. Watch the grinder frequently when it is in operation.
 5. Please keep the grinder out of the reach of the children.
 6. Please ensure the product has proper earthing.
 7. Please keep the product in a flat and non-slippery surface.
- 

Don'ts:

1. Do not run the grinder empty for more than 10 seconds.
 2. Do not overload the grinder beyond its maximum capacity. If required quantity is beyond grinder's capacity, kindly split the quantity into 2 or 3 batches and then grind.
 3. Do not chip the stones.
 4. Do not clean the drum or body right away with water, instead use wet cloth to wipe it.
 5. Do not put hands inside the drum while running.
 6. Do not keep the roller stone either on drum or on body.
 7. Do not switch ON the grinder after adding all of the grains to be ground.
- 

*This page is intentionally
left blank.*



Happy Grinding!

Manufactured by:

Lakshmi Engineering Products

No.31, Puliakulam Main Road,
Coimbatore - 641045, Tamil Nadu, India.

Website : www.maxelplus.com

Email : customercare@maxelplus.com

Customer Care Number : **+91 (422) 4351519**

Made In India