

User Manual



maxel

RedefininKitchens

COCOpro



*This page is intentionally
left blank.*



Dear Customer,

Thank you for choosing our product. We are glad to welcome you to the Maxel family.

At Maxel, we make products with precision and utmost quality, ensuring that our customers derive complete value for their money. More than making our job effortless, we are delighted that we are assisting you in making the tastiest and healthiest foods every day!

Technical Specifications:

Capacity : Scrapper Collecting bowl - 1 Coconut
Juicer Jar - 500 ml

Model No : LEP207 LEP1018
 LEP1019 LEP1020
 LEP1021 LEP1022


Motor : 60 Watts Single Phase

Nett. Weight : 4.5 Kg Approx

Body Make : Virgin ABS

Voltage & Freq } **Refer Website with above ticked**
Colour } **product code**

Sequence of operation for Scrapping :

1. Initially, before placing the machine, clean the surface of both kitchen top and bottom of the machine.
 2. Fix the coconut scrapper collecting bowl on the machine and slightly rotate it in the clockwise direction till it gets locked.
 3. Connect the wire chord of the machine to a socket of appropriate voltage and switch it ON.
 4. Scrap the coconut by placing it upside down over the scrapping blade and gently pressing it.
 5. Once the scrapping is done, switch OFF the machine, remove the bowl by rotating it in Anti Clockwise Direction and collect the scrapped coconut gravels.
 6. Use the cleaning spatula provided to clean the blade.
- 

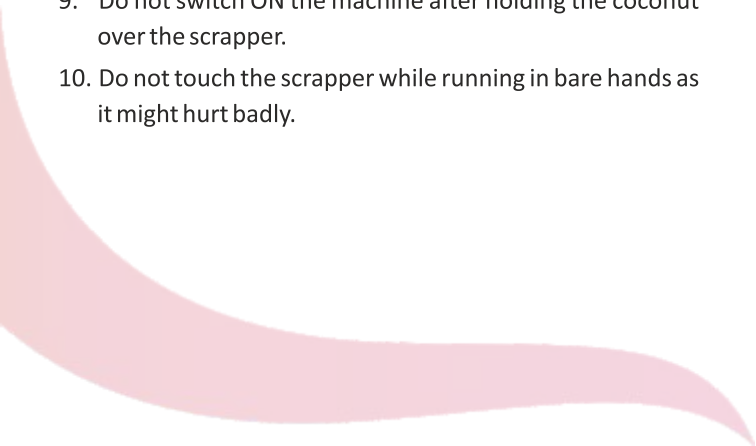
Sequence of operation for Juicing Citrus fruits:

1. Initially, before placing the machine, clean the surface of both kitchen top and bottom of the machine.
2. Fix the juicing attachment over the machine and rotate it in clockwise direction till it gets locked.
3. Switch ON the machine.
4. Juice the fruits until the jar is full.
5. Switch OFF the machine.
6. Unlock the jar by rotating in anti-clockwise direction, remove it and pour the juice out.

Do's:

1. Please read all the instructions in this manual before using the machine.
2. Always keep the machine clean and dry when not in use.
3. Lift the machine only by holding its base.
4. Please keep the machine out of the reach of the children.
5. Please ensure the machine has proper earthing.
6. Please keep the machine on a flat and non slippery surface.

Don'ts:

1. Do not run the machine empty for more than 10 seconds.
 2. Do not try to remove the scrapping/juicing bowl when the machine is in operation.
 3. Do not overload the machine beyond its maximum capacity.
 4. Do not use any other attachments other than those provided by us.
 5. Do not clean the bowl with water, when it is fixed in the machine.
 6. Do not try to collect the scrapped coconut while running.
 8. Do not wash the machine directly with water. Instead, use wet and dry cloth to clean it.
 9. Do not switch ON the machine after holding the coconut over the scrapper.
 10. Do not touch the scrapper while running in bare hands as it might hurt badly.
- 

*This page is intentionally
left blank.*



Happy Cooking!

Marketed by :

Lakshmi Engineering Products

No.31, Puliakulam Main Road,
Coimbatore - 641045, Tamil Nadu, India.

Website : www.maxelplus.com

Email : customercare@maxelplus.com

Customer Care Number : **+91 (422) 4351519**

Made In India