

User Manual



maxel[®]
RedefininKitchens

Churno



1
YEAR
WARRANTY

*This page is intentionally
left blank.*



Dear Customer,

Thank you for choosing our product. We are glad to welcome you to the Maxel family.

At Maxel, we make products with precision and utmost quality, ensuring that our customers derive complete value for their money. More than making our job effortless, we are delighted that we are assisting you in making the tastiest and healthiest foods every day!


Technical Specifications

Capacity	:	1.25 Litres of Butter Milk output
Model No	:	<input type="checkbox"/> LEP891 <input type="checkbox"/> LEP2222 <input type="checkbox"/> LEP2222 <input type="checkbox"/> LEP2222 <input type="checkbox"/> LEP2222 <input type="checkbox"/> LEP2222
Motor	:	50 Watts Single Phase
Nett. Weight	:	3.5 Kg Approx
Body Make	:	Virgin ABS
Voltage & Freq	:	Refer Website with above ticked
Colour	:	product code


Sequence of operation for churning:

1. Pull down the churning rod (if fitted), take out the bowl, remove the lid.
2. Pour your required quantity of curd along with water into the bowl given.
3. Now insert the churning rod into the hole of the lid provided and close the bowl with the same.
4. Place the bowl on the machine so that it is seated properly.
5. Lift the churning rod slightly to the top, so that the magnet holds the churning rod firmly from getting detached.
6. Plug on the wire chord and switch ON the machine using the switch provided.
7. When switched ON, the machine starts churning in clockwise and anti-clockwise direction automatically.
8. Allow it to churn, until the curd turns into buttermilk with butter occupying the top layer of buttermilk.
9. Switch OFF the machine, pull down the churning rod and remove the bowl from the machine.
10. Take the butter out, pour out the buttermilk. Clean the machine with wet and dry cloth.

Do's:

1. Please read all the instructions in this manual before using the machine.
 2. Always keep the machine clean and dry when not in use.
 3. Lift the machine only by holding its base.
 4. Please keep the machine out of the reach of the children.
 5. Please ensure that the machine has proper earthing.
- 

Don'ts:

1. Do not run the machine empty for more than 10 seconds.
 2. Do not try to remove the lid when the machine is in operation.
 3. Do not overload the machine beyond its maximum capacity.
 4. Do not use any other attachments other than those provided by us.
 5. Do not clean the bowl with water, when it is fixed in the machine.
 6. Do not try to collect the butter while running.
 8. Do not wash the machine directly with water. Instead, use wet and dry cloth to clean it.
 9. Do not add curd with bowl fixed in the machine.
- 

*This page is intentionally
left blank.*



Happy Churning!

Marketed by:

Lakshmi Engineering Products

No.31, Puliakulam Main Road,
Coimbatore - 641045, Tamil Nadu, India.

Website : www.maxelplus.com

Email : customercare@maxelplus.com

Customer Care Number : **+91 (422) 4351519**

Made In India